



Report on the Statistical Analysis of the RCNI Web-based Data

**Including Specific Report
On
Limerick Rape Crisis Centre Statistics, 2005**



Presentation Format (1)



- Introduction
- Context for Statistical Analysis Project
 - Key Features of RCNI Recording System
 - Outline of Project
- Summary of Project Work and Outcomes
- Limerick RCC: Key Findings



Presentation Format (2)



- Recommendations
 - Record-keeping and Electronic Data Recording
 - Hard Copy Record Keeping
 - Electronic/Web-based Record Keeping
 - Multiple Abuse Records
 - Identification of Clients
 - Confidentiality
 - Changes to Content & Structure of RCNI Electronic System



Introduction



- Many RCC clients do not report to Gardai or contact a similar agency
- Other than visibility in RCC case files, not appearing in official statistics
- Imperative for RCCs to compile and disseminate complete and accurate statistics
- Always must remember, however, that there is a person and a family behind every statistic
- Collecting information is a secondary concern in such a highly sensitive and upsetting context



Context for Statistical Analysis Project (1)



- RCNI web-based recording system: Key features
 - Real-time information on service users and actions
 - Powerful search, management and monitoring tool
 - Comprehensive reporting and report download capabilities



Context for Statistical Analysis Project (2)



- RCNI web-base recording system used to:
 - Provide a profile of RCC service users/clients
 - Demographic information
 - Nature of Sexual Violence
 - The story of sexual violence of that sub-group of survivors who make contact with an RCC and avail of their information and counselling services
 - Planning and development of services
 - Statistics imperative to understanding and monitoring of RCC work



Statistical Analysis of 2005 Data: Outline of Project



- Production of RCNI annual national statistical report
 - 16 RCCs
 - Comparisons with other key data
 - Identification of trends year on year
- Compare data with 2 services not using RCNI system
- Linking with RCNI and IT company re technical issues
- Production of individual RCC report, illustrating how to maximise use of statistics locally
- Draft of DL leaflet with summary key data



Summary of Project: Work and Outcomes (1)



- 14 RCCs using RCNI web-based system
- Dublin and Cork using other electronic systems
- Dublin agreed to be included in statistical analysis: part of overall report only
- Two final databases of 2005 data: incidence rather than client based records
- Aggregation of 2 databases, involving cleaning and recoding (SPSS software programme)

Summary of Project: Work and Outcomes (2)



- Beneficial consultation process
- 2 major weaknesses revealed
 - Totals for individual RCCs from RCNI database do not tally with RCC records
 - Date of first contact and Date of last contact
 - Appointments not used as a capture field
 - Significant levels of missing data
 - Difficult to analyse
 - Most important threat to validity of statistical report
 - Most significant to variables revealing information about the nature of the sexual violence: Missing an important piece of the story



Limerick RCC: Case Study



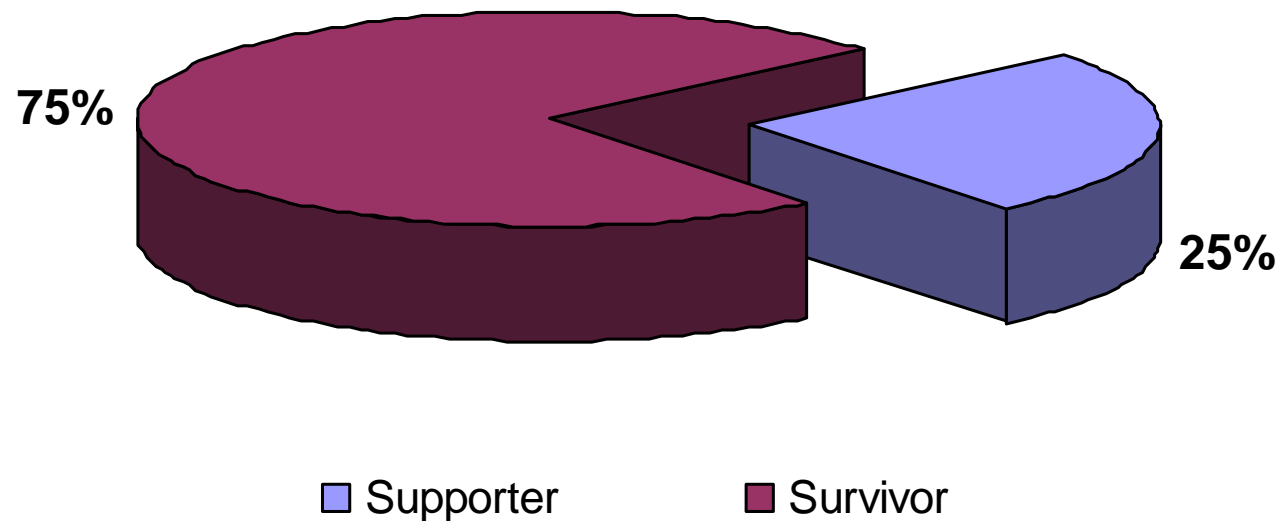
- Why examine key findings from individual RCC?
 - Illustration of how to tell the story of sexual violence from the point of view of this subgroup who are availing of RCC counselling and information services
 - How best to maximise use of statistics locally
 - How to demonstrate impact of missing data on the telling of this story

Key Variables

RCC INFORMATION	DEMOGRAPHIC INFORMATION	NATURE OF SEXUAL VIOLENCE	Outcomes
<p>Centre Name</p> <p>Supporter or Survivor</p> <p>Helpline or Face to Face or both</p> <p>New or Repeat Client</p> <p>Whether information sent to Client</p> <p>Source of Referral (Self or other)</p>	<p><u>Survivor:</u> Gender</p> <p>Current Age</p> <p>Ethnic background</p> <p>Whether has a disability</p> <p>Area of Residence</p> <p><u>Supporter:</u> Relationship of Supporter to Survivor</p> <p>Gender</p> <p>Ethnic Background</p> <p>Whether has a disability</p> <p>Area of Residence</p>	<p>Nature of Sexual Violence (Child or Adult and Nature)</p> <p>Relationship between Perpetrator(s) & Survivor</p> <p>Gender of Perpetrator</p> <p>Number of Abusers</p> <p>Age at time of abuse</p> <p>Duration of abuse</p> <p>Once off? Ongoing?</p> <p>Other Violence</p> <p>Pregnant after Rape & Pregnancy Outcome</p>	<p>Whether Referred Further</p> <p>Length of time in contact with RCC</p> <p>Whether Reported to Gardai</p> <p>11</p>

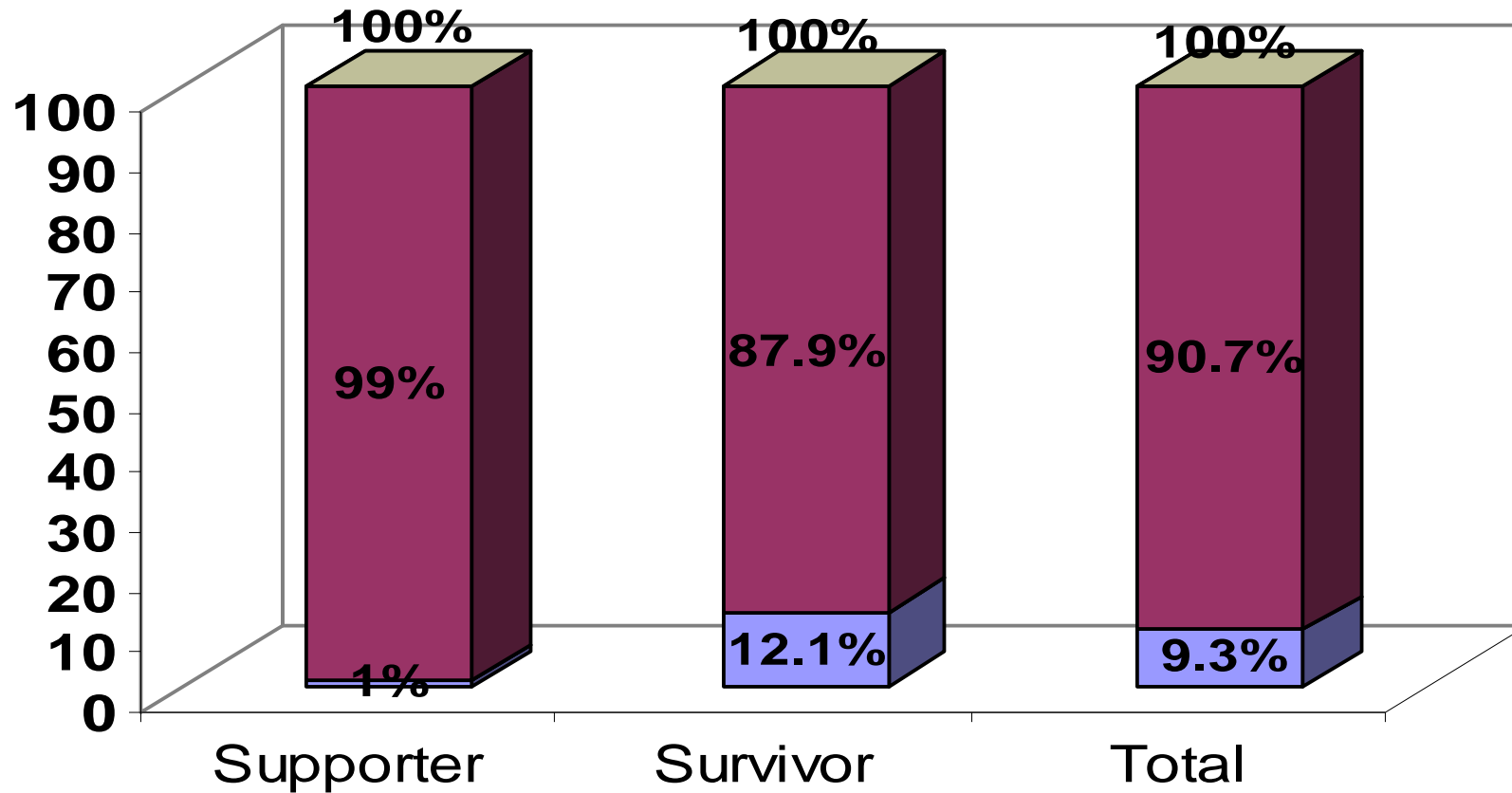
Limerick RCC: Type of Service User

(Base: All Face to Face Service Users, 2005, N=408)



Limerick RCC: Whether Repeat Client By Type of Service User

(Base: All Face to Face Clients, 2005, N=408)



■ Yes ■ No ■ Total

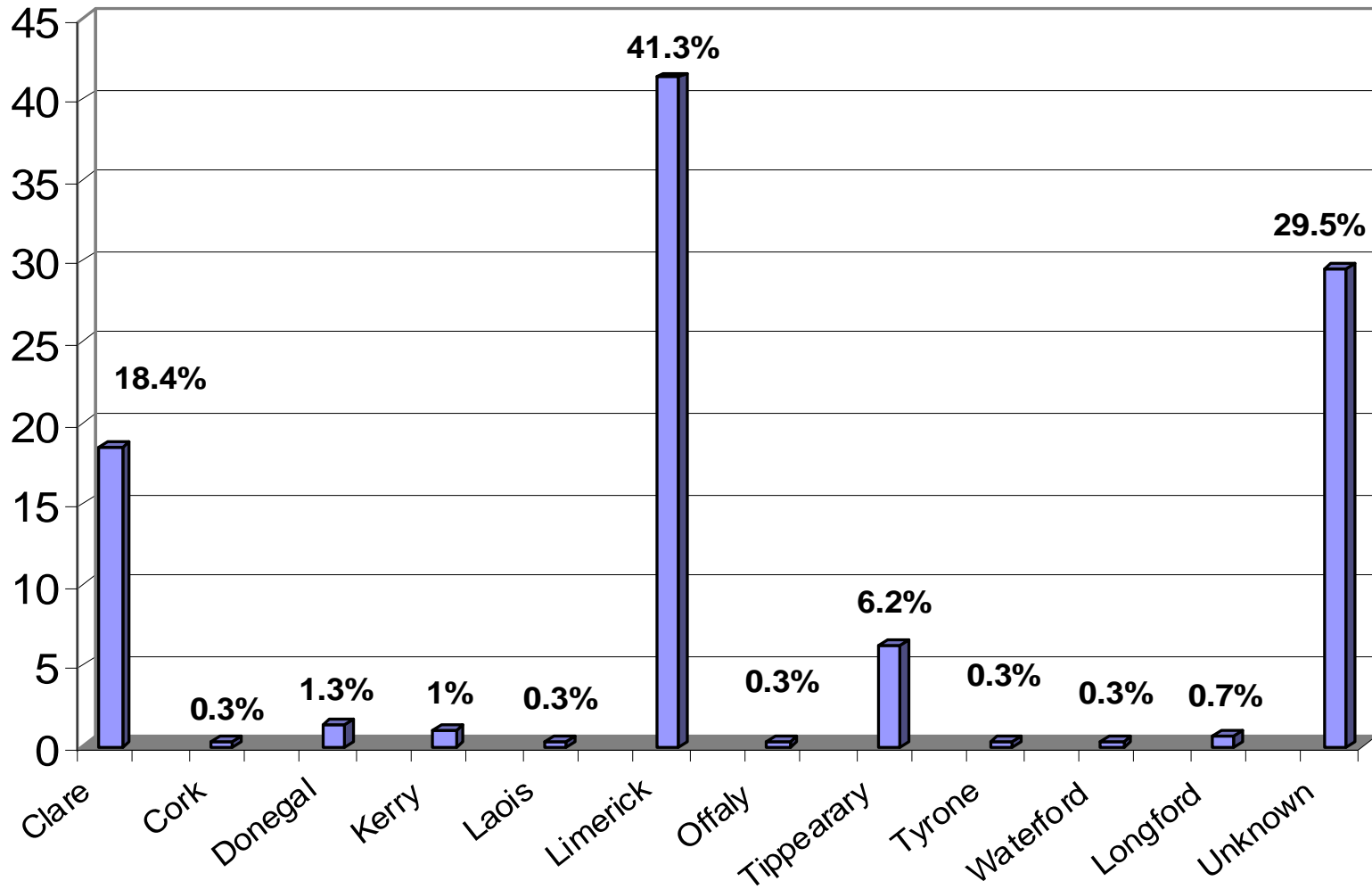
Whether Information was Sent By Type of Service User

(Base: All face to face Service Users, 2005, N=408)

	Type of Service User		Total
	Supporter	Survivor	
No	90.3	99.7	97.3
Yes	9.7	0.3	2.7
Total N	103	305	408
%	100.0	100.0	100.0

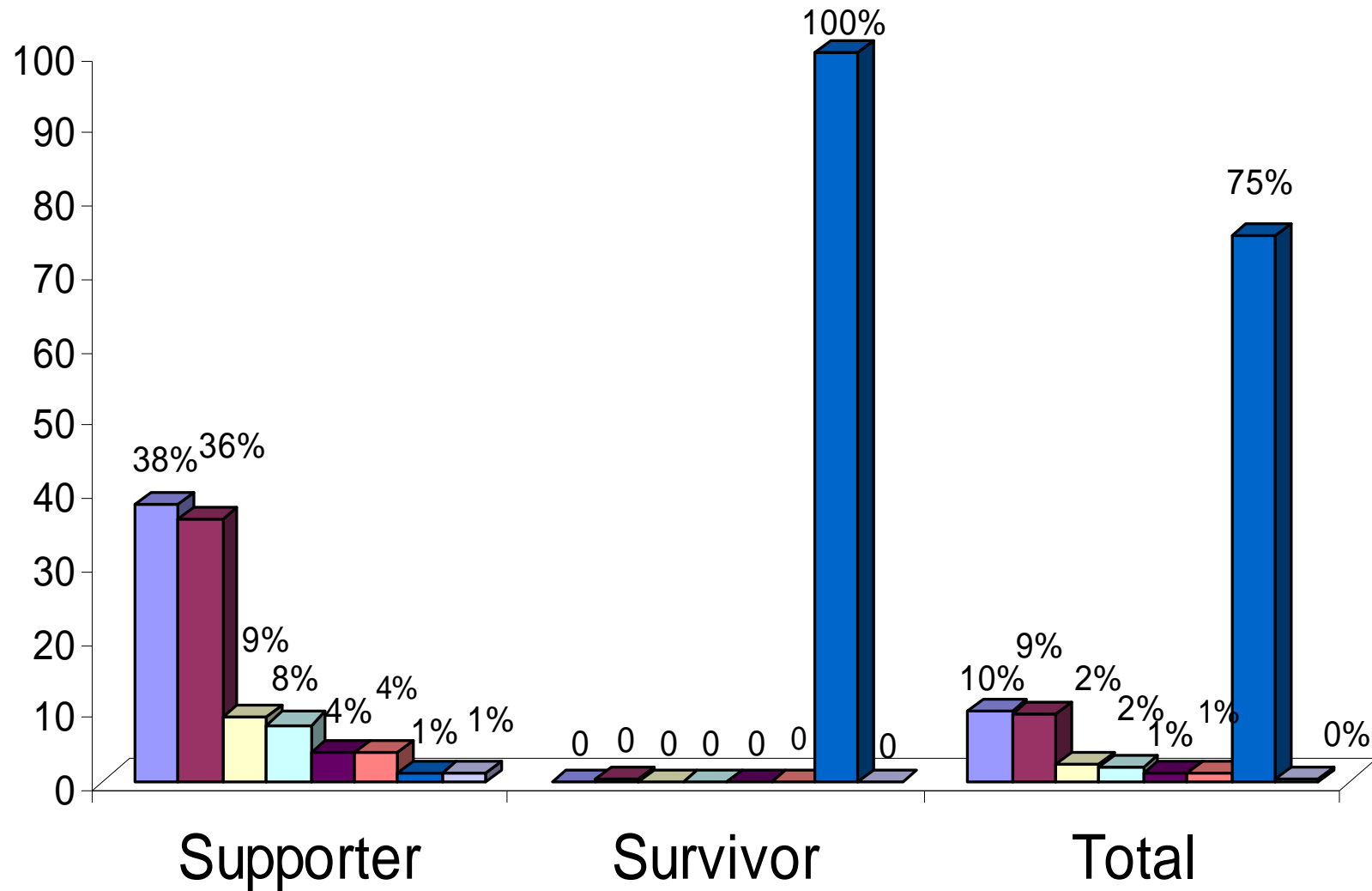
Limerick RCC: Area of Residence By Type of Service User

(Base: All Face to Face Service Users, 2005, N=408)



Limerick RCC: Relationship to Survivor By Type of Service User

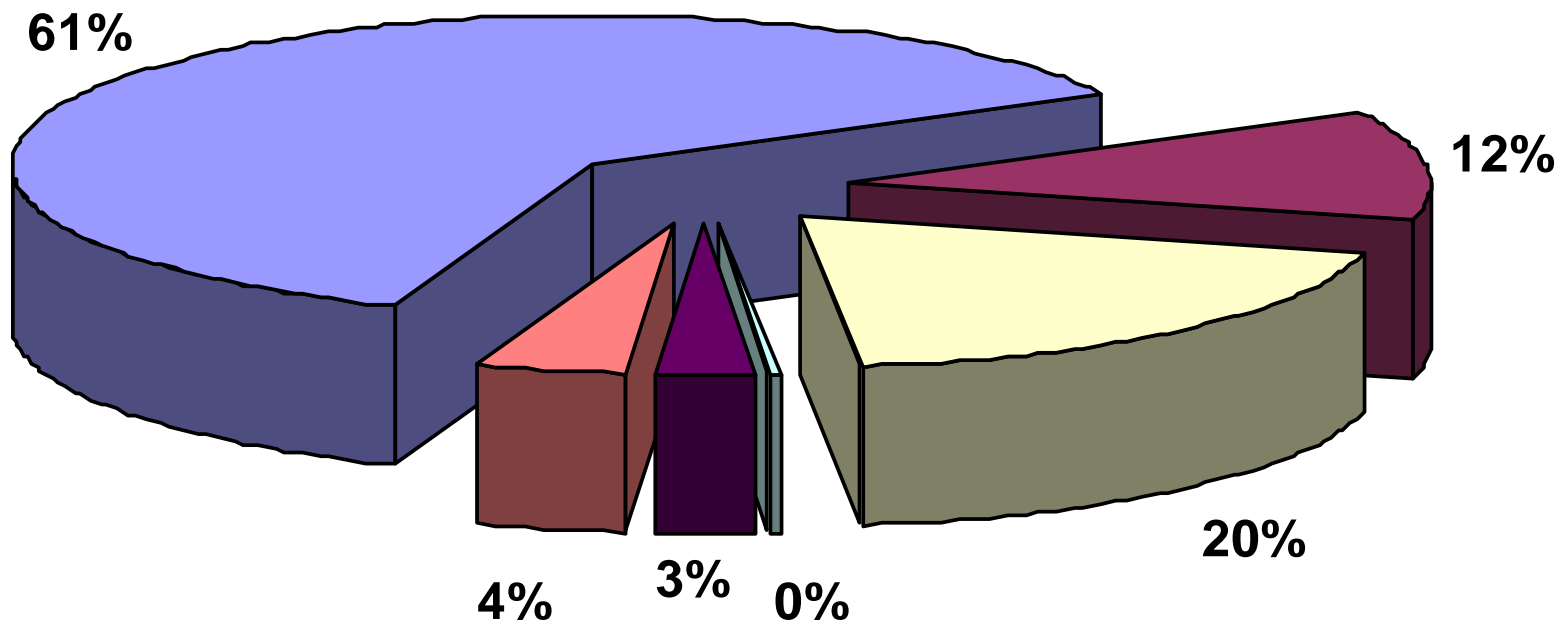
(Base: All face to face Service Users, 2005, N=408)



■ Family
 ■ Other
 ■ Partner/Spouse
 ■ Friend/Acquaintance
 ■ Unknown
 ■ Gardai
 ■ Self
 ■ Clergy

Limerick RCC: Source of Referral

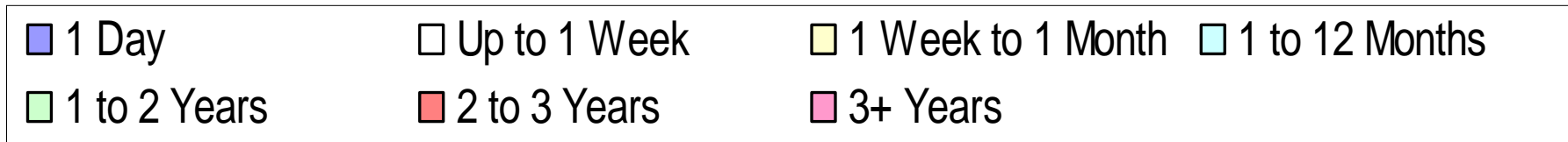
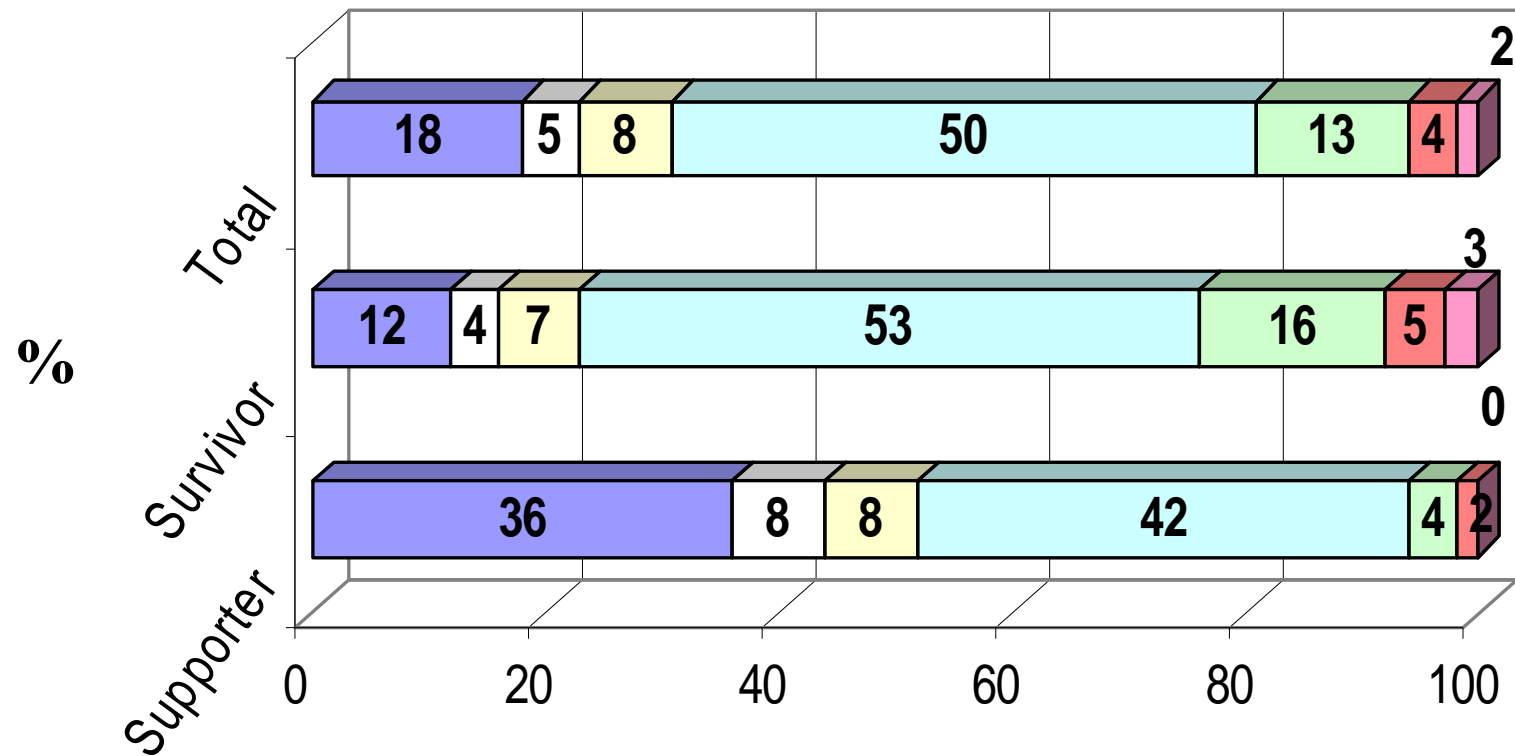
(Base: All face to face clients, 2005, N=408)



■ Self ■ Friends/Relatives ■ Agency: ■ Clergy ■ Other ■ Unknown

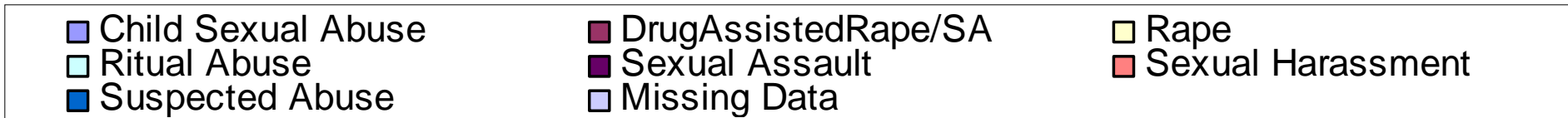
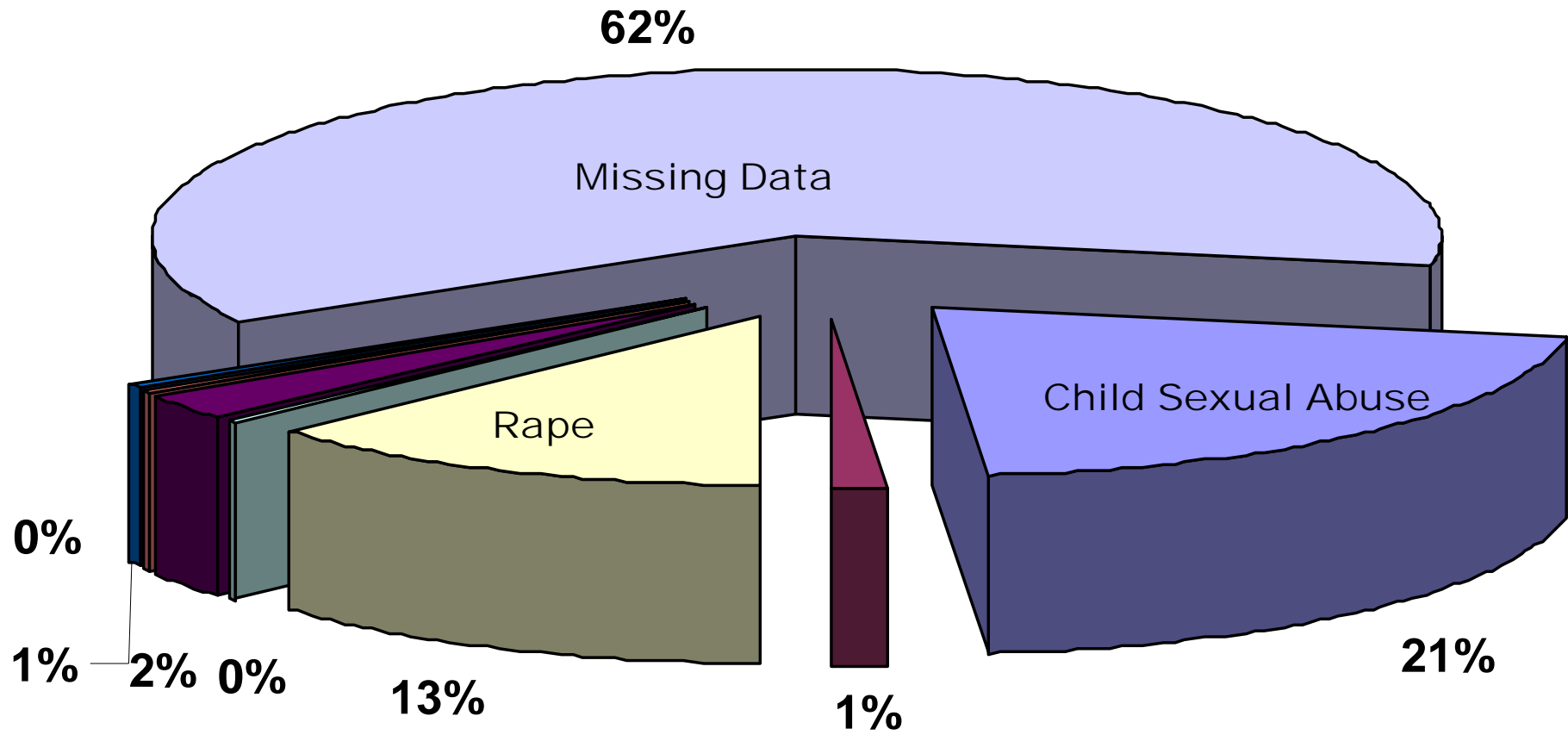
Time in Contact with Limerick RCC By Type of Service User

(Base: All face to face clients, 2005, N=408)



Limerick RCC: Types of Sexual Violence

(Base: All face to face clients, 2005, N=408)



Types of Sexual Violence By Age at Time of Abuse

Nature of Abuse	Age At Time of Abuse										Total
	0-4 %	05-11 %	12-14 %	15-17 %	18-29 %	30-39 %	40-49 %	50-69 %	70 and over %	Unknown %	N %
Child Sexual Abuse	3.5	63.5	2.4	9.4	-	-	-	-	1.2	20.0	100
Drug Assisted Rape/SA	-	-	-	-	16.7	33.3	16.7	-	-	33.3	100
Rape	-	7.5	-	11.3	49.1	9.4	5.7	1.9	1.9	13.2	100
Ritual Abuse	-	100.0	-	-	-	-	-	-	-	-	100
Sexual Assault	-	10.0	-	30.0	30.0	10.0	10.0	10.0	-	-	100
Sexual Harassment	-	-	-	-	-	100.0	-	-	-	-	100
Suspected Abuse	-	100.0	-	-	-	-	-	-	-	-	100
Total	3 1.9	63 39.6	2 1.3	17 10.7	30 18.9	9 5.7	5 3.1	2 1.3	2 1.3	26 16.4	159* 100

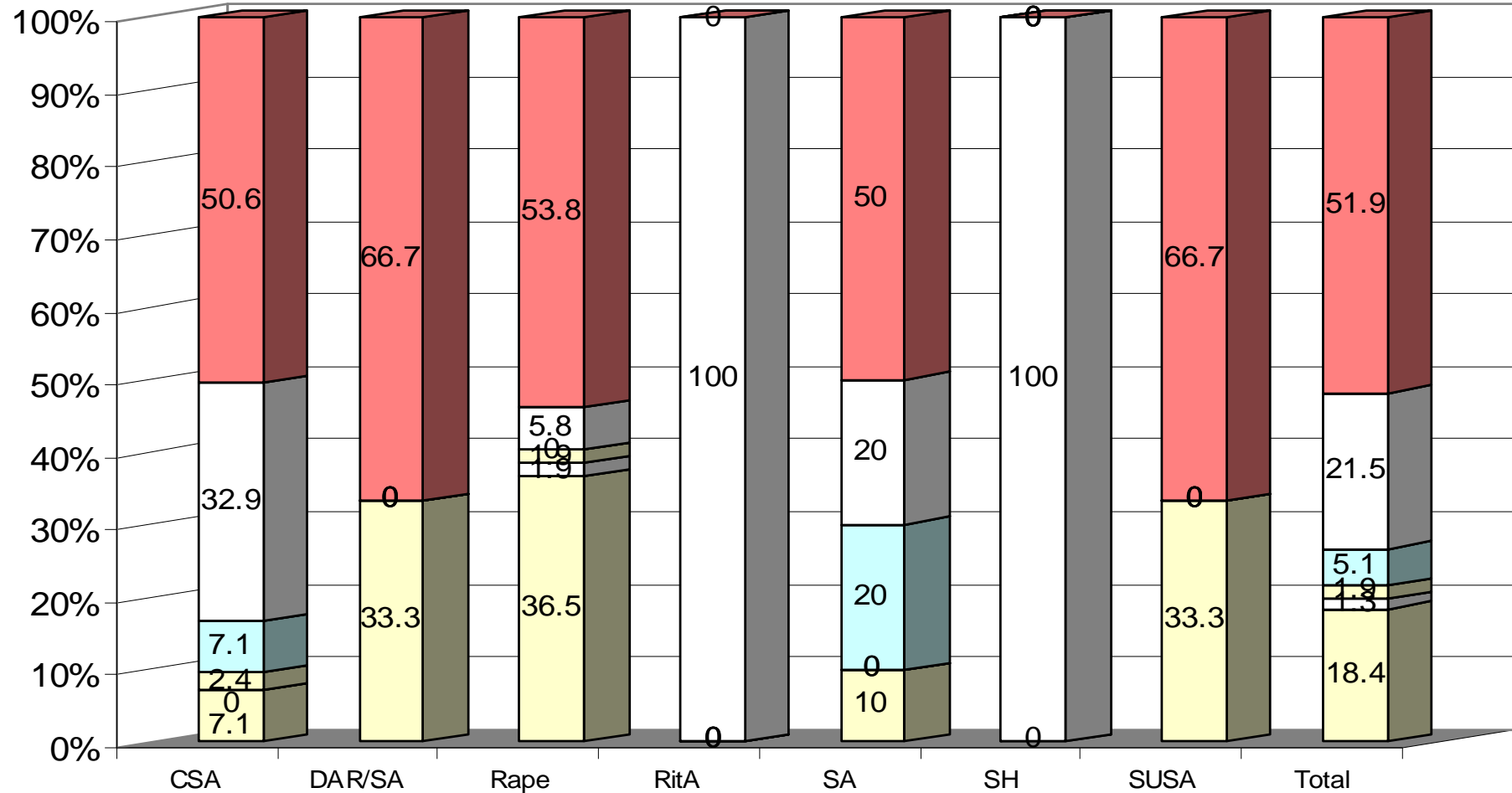
Types of Sexual Violence By Mean Time Client in Contact with Limerick RCC

(Base: Excluding missing cases, N=159)

Nature of 1st Abuse Incident	Mean No. Of days in Contact with Limerick RCC	N	Minimum No. Of Days in Contact with Limerick RCC	Maximum No. Of Days in Contact with Limerick RCC
Child Sexual Abuse	418.67	85	1	2570
Drug Assisted Rape/SA	158.67	6	1	435
Rape	325.32	53	1	2373
Ritual Abuse	75.00	1	75	75
Sexual Assault	200.60	10	1	905
Sexual Harassment	14.00	1	14	14
Suspected Abuse	551.00	3	57	1162
Total	361.82	159	1	2570

Duration of Abuse By Type of Sexual Violence

(Base: Excluding missing cases=158)



Hours

Days

Weeks

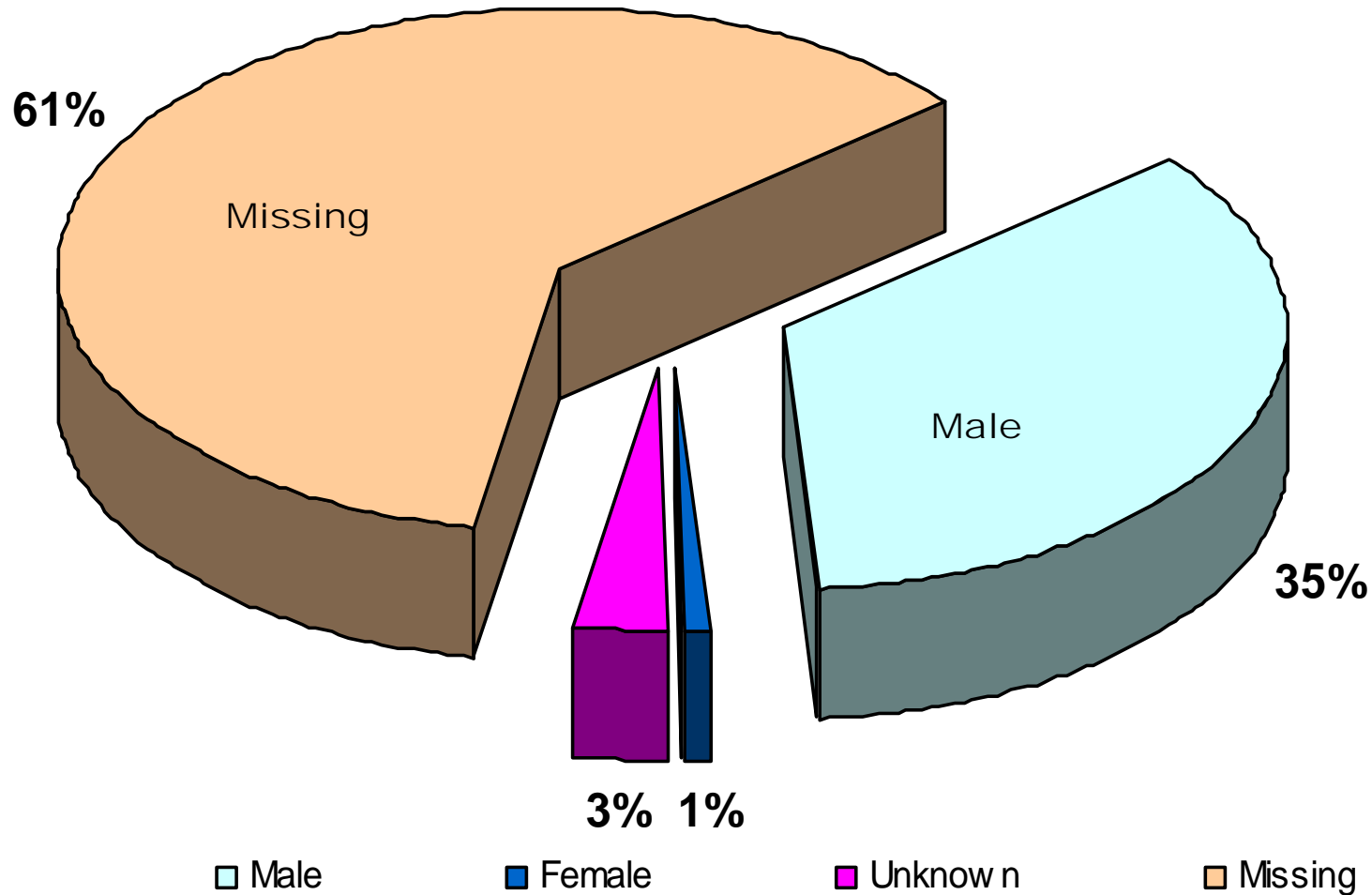
Months

Years

Unknown

Perpetrator Gender

(Base: All face to face clients, 2005, N=408)



Relationship between Perpetrators and Survivors

(Base: All face to face clients, 2005, N=408)

Limerick RCC: Gender of Perpetrator	N	% Including Missing Data	% Excluding Missing Data
Acquaintance/Friend	31	7.6	19.5
Authority Figure	10	2.5	6.3
Female Relative	1	.2	.6
Male Partner/Ex-Partner	12	2.9	7.5
Male Relative	39	9.6	24.5
Neighbour	11	2.7	6.9
Other	14	3.4	8.8
Unknown	41	10.0	25.8
Total	159	39.0	100.0
Missing Data	249	61.0	
Total	408	100.0	

Whether Reported to the Gardai

(Base: All face to face clients, 2005, N=408)

	Type of Service User		Total
	Supporter N %	Survivor N %	N %
Yes	1.9	6.9	5.6
No (could involve missing information)	98.1	93.1	94.4
Total	103 100.0	305 100.0	408 100.0

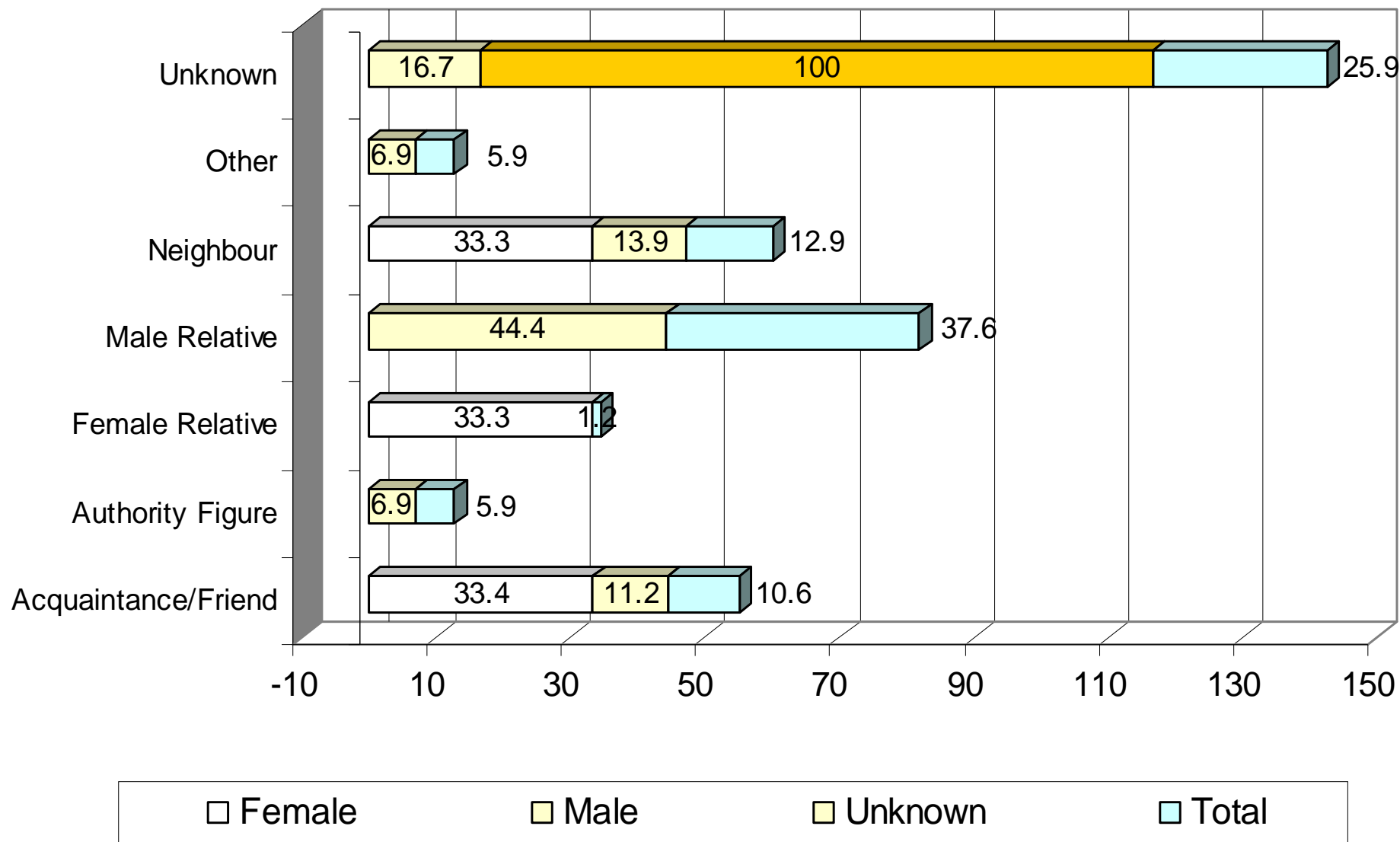
Incidence of Other Violence By Type of Sexual Abuse

Other Violence	Child Sexual Abuse	Drug Assisted Rape/SA	Nature of Sexual Abuse Incident				Suspected Abuse	Total
			Rape	Ritual Abuse	Sexual Assault	Sexual Harassment		
Attempts to kill	-	-	5.7	-	-	-	-	1.9
Harass.	2.4	16.7	-	-	20.0	-	-	31.5
Intimid	12.9	-	1.9	-	-	-	-	7.5
Multiple	4.7	-	5.7	100.0	10.0	-	-	5.7
Other	1.2	-	-	-	-	-	33.3	1.3
Physical Abuse	4.7	16.7	22.6	-	-	-	-	10.7
Psych Abuse	4.7	-	7.5	-	30.0	-	33.3	7.5
Threats to kill	-	-	1.9	-	-	-	-	0.6
Torture	1.2	-	-	-	-	-	-	0.6
Unknown	68.2	66.7	54.7	0.0	40.0	100.0	33.3	61.0
Total	85 100.0	6 100.0	53 100.0	1 100.0	10 100.0	1 100.0	3 100.0	159 100.0

Whether Reported to Gardai by Nature of 1st Sexual Abuse Incident

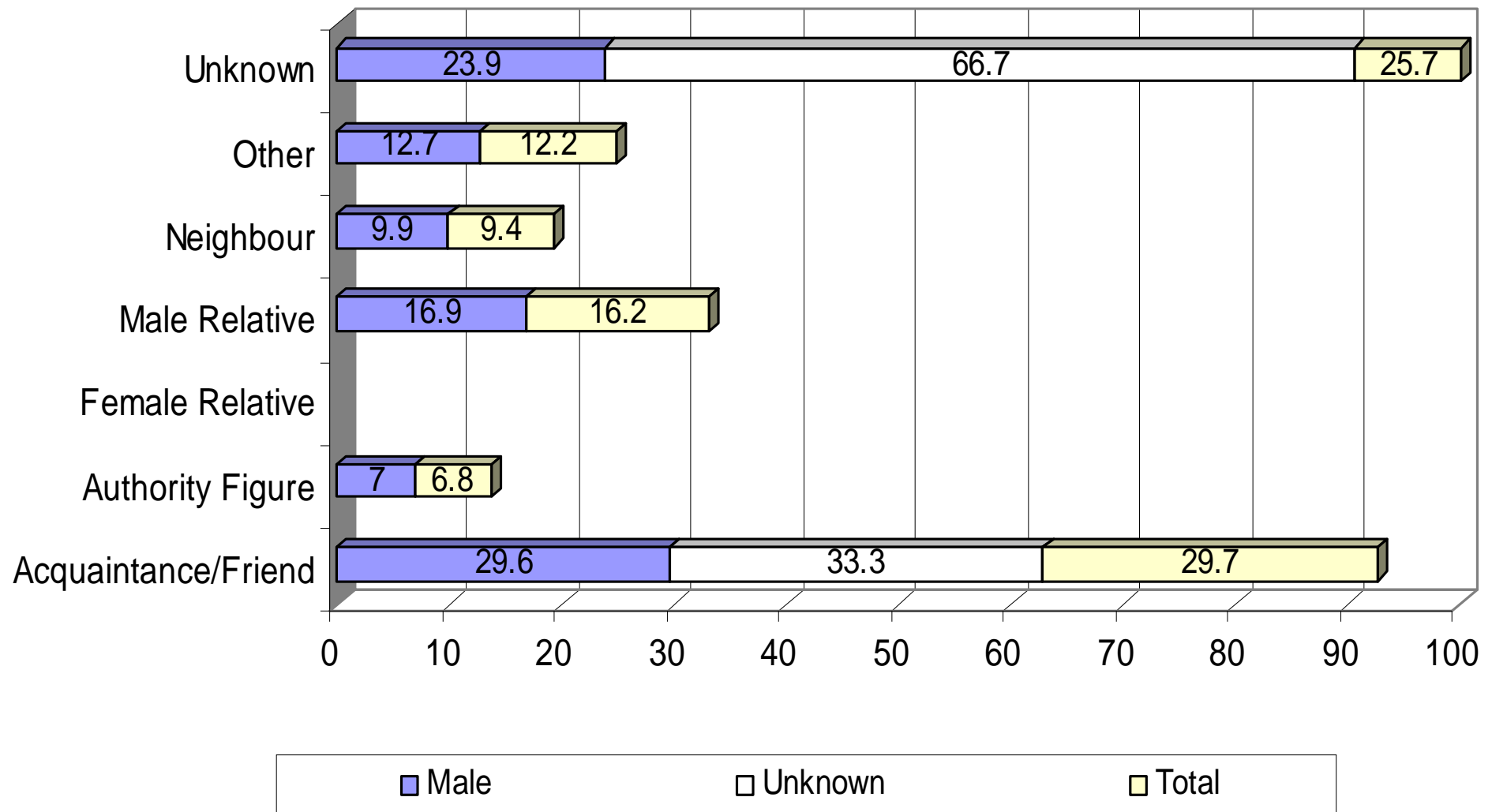
	Nature of 1st Sexual Abuse Incident							Total
	Child Sexual Abuse	Drug Assisted Rape/SA	Rape	Ritual Abuse	Sexual Assault	Sexual Harassment	Suspected Abuse	
Yes: Reported to Gardai	30.4	4.3	47.8	-	13.0	4.3	-	100
Total	7	1	11	-	3	1	-	23

Relationship between Perpetrators and Child Survivors By Gender of Perpetrators (Base:N=159 due to missing data)



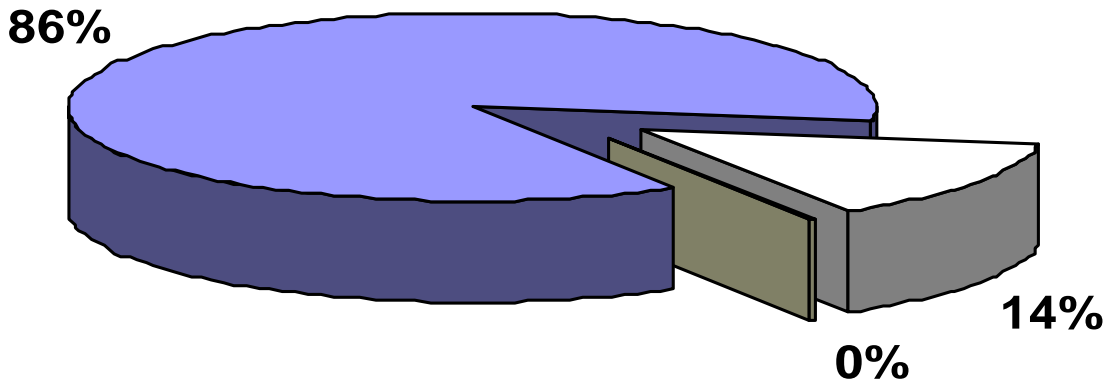
Relationship between Perpetrators and Adult Survivors By Gender of Perpetrators

(Base:N=159 due to missing data)



Gender of Survivors

(Base: All face to face clients who are Survivors, 2005, N=305)



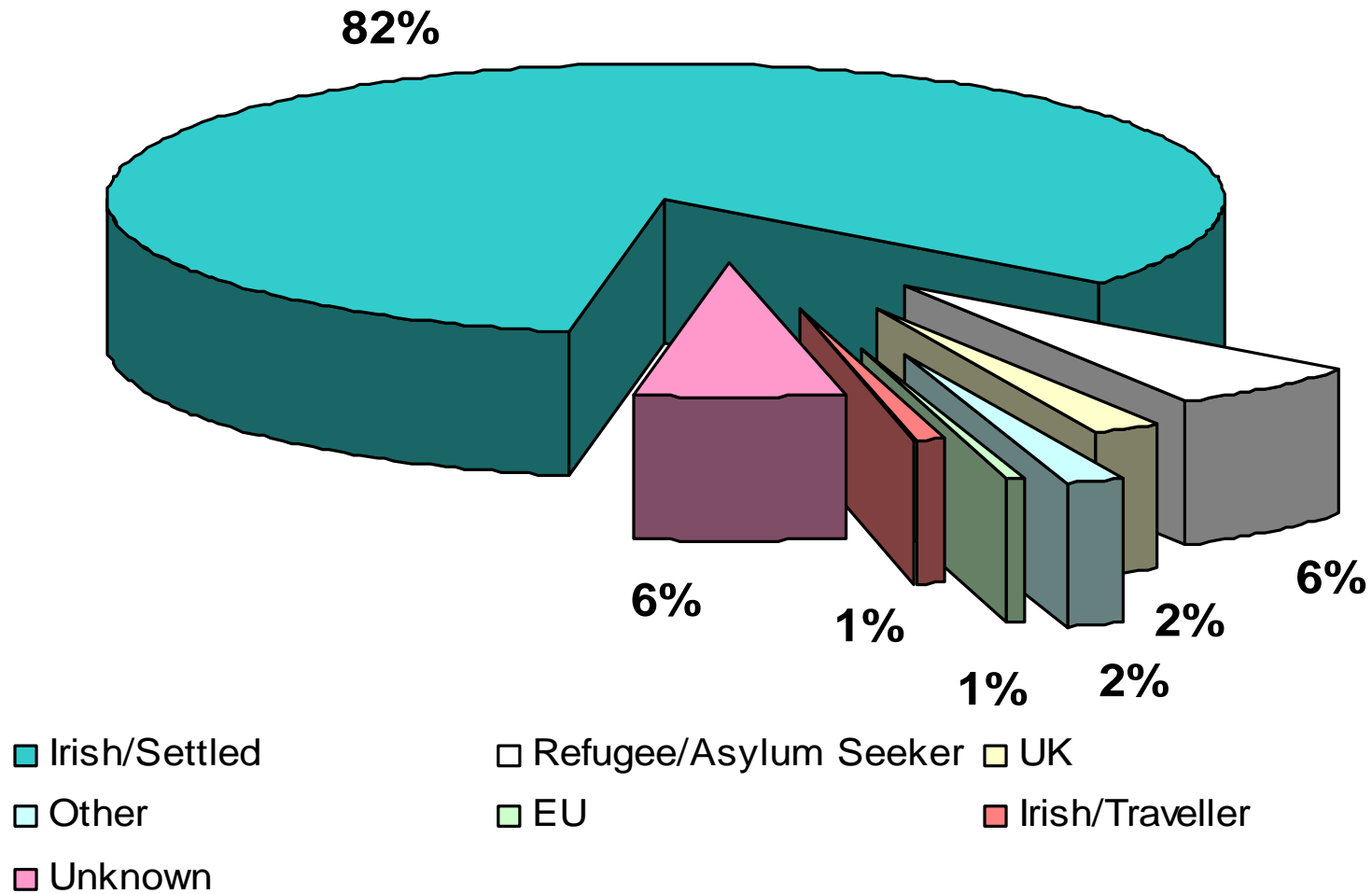
Survivor's Current Age

(Base: All face to face clients who are Survivors, 2005, N=305)

Age Now	N	% Including Unknown/Missing	% Excluding Unknown/Missing
15-17	6	2.0	3.8
18-29	74	24.3	46.0
30-39	40	13.1	24.8
40-49	30	9.8	18.6
50-59	8	2.6	5.0
60-69	1	.3	0.6
70 and over	2	.7	1.2
Missing/Unknown	144	47.2	100.0
Total	305	100.0	

Ethnic Origin of Survivors

(Base: All face to face clients who are Survivors, 2005, N=305)



Whether Survivor has a Disability

(Base: All face to face clients who are Survivors, 2005,
N=305)

	N	% Including missing values	% Excluding missing values
Yes	11	3.6	8.4
<i>Mobility Impaired</i>	5	45.5	
<i>Learning Disability</i>	4	36.4	
<i>Visually Impaired</i>	2	18.1	
Total Disabled	11	100.0	
No	120	39.3	91.6
Total	131	43.0	100.0
Missing/Unknown	174	57.0	
Total	305	100.0	

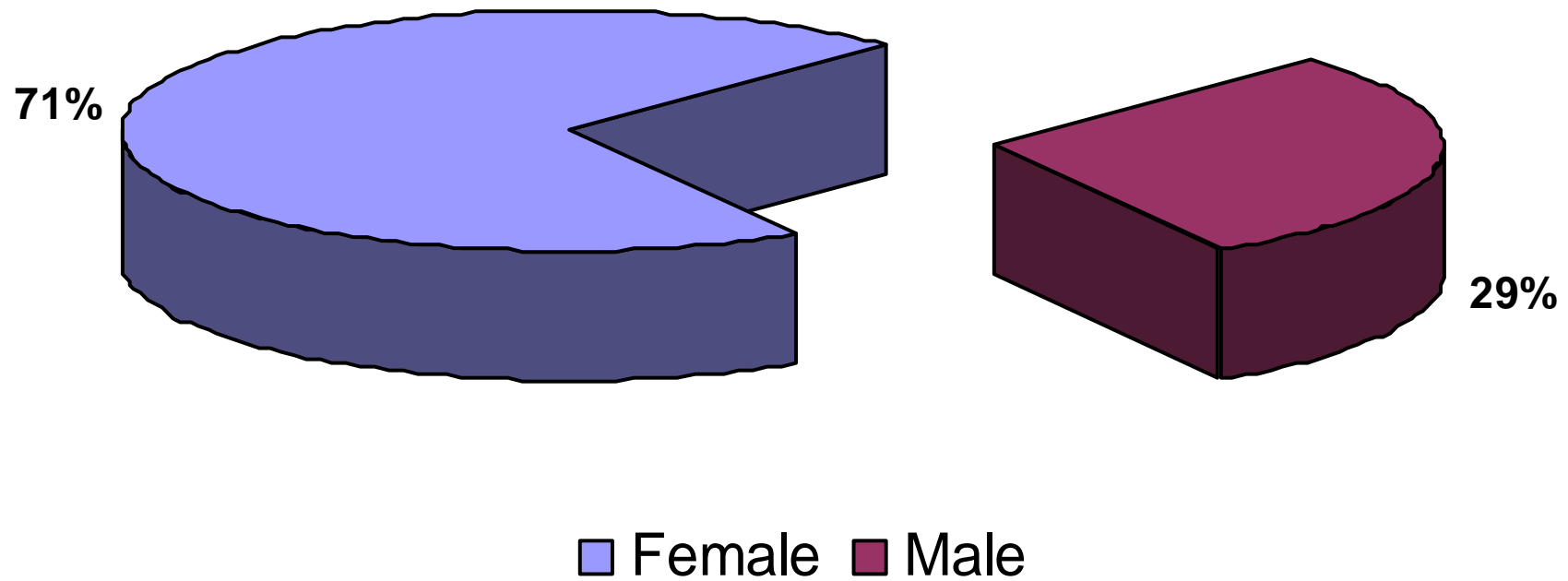
Types of Sexual Violence By Age of Survivors at Time of Abuse

(Base: Due to Missing information, N=141)

Nature of Abuse	Age At Time							Total			
	0-4 N %	05-11 N %	12-14 N %	15-17 N %	18-29 N %	30-39 N %	40-49 N %	50-69 N %	70 + N %	Unkn own N %	N %
Child Sexual Abuse	4.1	69.9	2.7	6.8	-	-	-	-	1.4	15.1	100
Drug Assisted Rape/SA	-	-	-	-	16.7	33.3	16.7	-	-	33.3	100
Rape	-	8.2	-	10.2	49.0	10.2	6.1	2.0	2.0	12.2	100
Ritual Abuse	-	100.0	-	-	-	-	-	-	-	-	100
Sexual Assault	-	-	-	25.0	37.5	12.5	12.5	12.5	-	-	100
Sexual Harassment	-	-	-	-	-	100.0	-	-	-	-	100
Suspected Abuse	-	100.0	-	-	-	-	-	-	-	-	100
Total	2.1	41.8	1.4	8.5	19.9	6.4	3.5	1.4	1.4	13.5	100

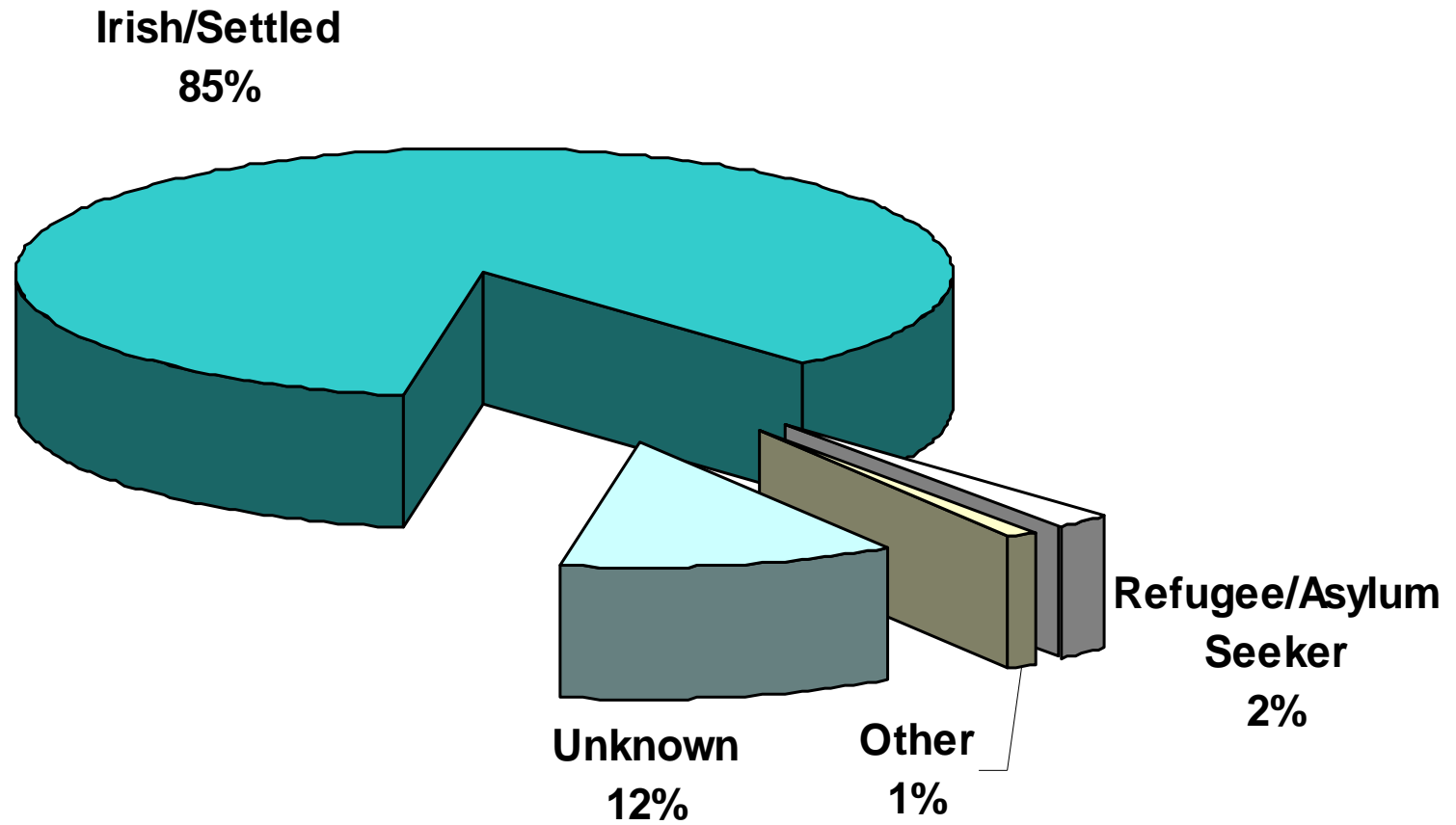
Supporter Gender

(Base: All face to face supporters, 2005, N=103)



Supporter Ethnic Origin

(Base: All face to face Supporters, N=103)



Whether Supporter has a Disability
 (Base: All face to face Supporters, N=103)

	N	% Including missing values	% Excluding missing values
Yes	-	-	
No	11	10.7	100.0
Total	11		100.0
Missing/Unknown	92	89.3	
Total	103	100	



Recommendations

- Record Keeping and Electronic Data Recording
 - Hard copy record keeping
 - Electronic record keeping

Hard Copy Record Keeping (1)

- Standardised user friendly client form be developed across all RCCs.
- High level of consistency between forms and computer screens
- To reduce errors & inconsistencies, information recorded for each client by one RCC counsellor/volunteer.
- RCNI information pack with policy statement and policy standard
- Post consultation process, training for RCC managers/team leaders on implementation of quality standards



Electronic Record Keeping



- Same recommendations apply
- Counsellors/Volunteers/RCC workers given training in computer skills required for data entry and generation of reports.

Multiple Abuse Records

- Where clients have experienced multiple types of sexual violence/abuse, every effort should be made to reflect this in hard copy and electronic records
- The story of sexual violence is incomplete without this level of information
- Important for service planning and development due to particular and possibly additional service response required



Identification of Clients



- Those entering data should follow protocols strictly with respect to:
 - New Clients
 - Repeat Clients
- Pay particular attention and record whether:
 - Face to Face
 - Helpline
 - Both



Confidentiality (1)



- All to sign a confidentiality statement of confidential agreement: all personal knowledge of clients is confidential and is not to be shared with anyone other than colleagues and even then only on a need to know basis

(Refer also to *Code of Ethics and Standards of Practice*, RCNI document)



Confidentiality (2)



- Information recorded to comply with Data Protection legislation
- All information should be capable of disaggregations in line with 9 Equality Grounds (gender, marital status, family status, age, disability, race, sexual orientation, religious belief and membership of the travelling community)



Confidentiality (3)



- Protocols re record keeping should include guidelines that records be held securely and allow access by authorised persons only. These should be executed by others incl. Researchers, auditors, funders etc.,
- Survivor/Supporter should have reasonable access to their files

Confidentiality (4)

- Client:
 - must understand information being recorded & released and their right to limit it to a specific incident/particular information or refuse to have any information recorded
 - SU must sign a written release outlining what information can be recorded & released, to whom and for what purpose
 - SU has the right to revoke consent and should be notified of this in writing



Changes to Content and Structure of RCNI System



- Addition of appointment as a recording, selection and downloadable field
- Essential changes:
 - Addition of new variables?
 - Changes to some existing variables?
 - Appearance of screens?
- Consultation IT company, RCNI (SM) & UCD Researcher (ML)